

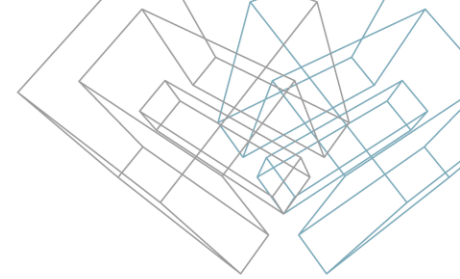


TOOLS4BIM DOCK INSTALLATION & ACTIVATION GUIDE

Trial Activation Instructions

Before Activation

1. Make sure your computer has active Internet connection;
2. Make sure that your firewall is not blocking outgoing communication from Revit processes.



Activation Instructions

1. Select the tool that you want to try.
2. Click “Get Trial”;
3. Fill the form in with your personal data;
4. Click “Get free trial activation code”;
5. Activation code will be sent to your **email**.

WOOD FRAMING WALL **AGACAD** TOOLS 4 BIM
news | support

Wall+M Wall+ Cut Opening

Wall+ ver:20 18.22 (Build: 20110529)

Enter Standalone Activation Code **Get Trial**

Wood Framing Wall+ automates wood framing work with walls in Revit® projects. Powerful, flexible, and easy to use. It helps you make optimal choices, move much faster, and avoid errors at every BIM stage – from design and documentation to wall segment fabrication and construction.
Create detailed multilayer
[Read more...](#)

FIRE SPRINKLER WOOD FRAMING METAL FRAMING **WF WALL** WF FLOOR

You are welcome to evaluate our products within 14 days free of charge.
Activation code will be send to your e-mail.

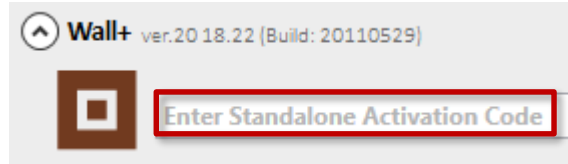
First Name*
Surname*
Company*
Job Title*
Lithuania
Email*
Phone*

Get free trial activation code

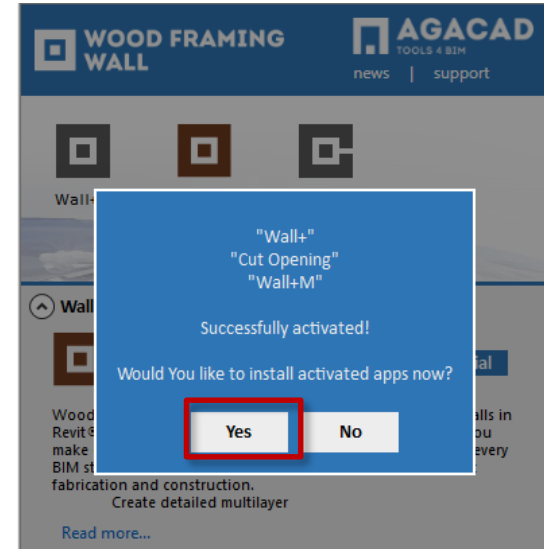
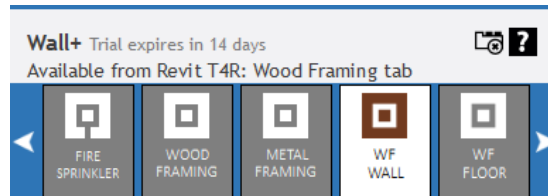
Free trial activation code sent to - renata@aga-cad.com. Please check Your email.
If you don't receive the confirmation email containing the activation code right away, please check your Junk/Spam folder.
OK

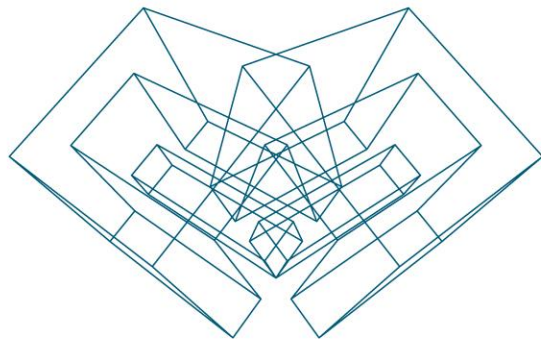
Activation Instructions

7. Enter activation code to "Activate".
8. After activation TOOLS4BIM Dock will ask if you want to install activated apps now? Click Yes.



The installed product is now activated for 14 days!





ENJOY WORKING WITH OUR PRODUCTS!

AGA CAD Ltd

T: +370 618 55671 | E: support@aga-cad.com | W: www.aga-cad.com